



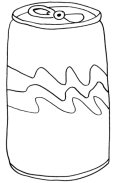

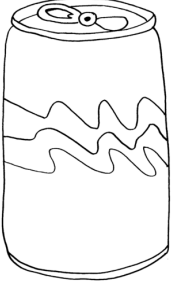

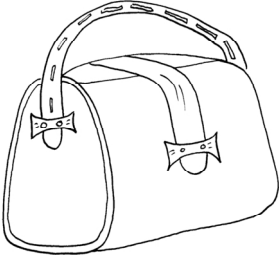



Read the word. Cover it. Write it, sounding it out loud. Check it.  
Do each word twice.

Foundation Step 2  
Worksheet 2a

	man		
	fan		
	bag		
	pan		
	can		

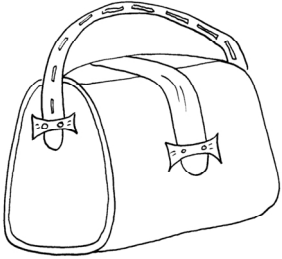
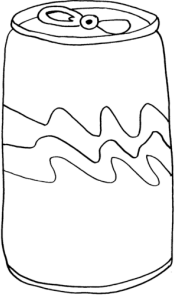



Draw a line to match the picture to the correct word.  
Say the word as you do it.

		man
		bag
		can
		fan
		pan


Close your eyes and land your pencil on the page.  
Read the word where your pencil lands.  
Repeat several times.

man	pan	bag
can	fan	can
bag	man	pan
fan	can	man
fan	pan	bag

Write the name of each picture twice,  
sounding it out loud as you write.

Can you read the words in one minute?  
Read across the page.



bag	man	pan
pan	fan	can
can	bag	man
man	pan	fan
fan	can	bag

1. What sound does each object start with?
2. Fill in the sound.
3. Sound out the word and read it.
4. Cover the word and write it from memory, sounding it out aloud.




  an

---




  ag

---



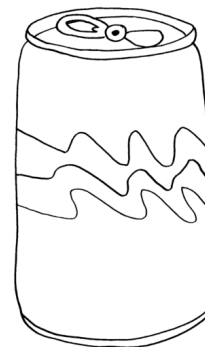
  an

---



  an

---



  an

---